

## Interstitial Cystitis & Painful Bladder Syndrome

### A Guide for Women

1. What is interstitial cystitis?
2. What causes interstitial cystitis?
3. How does my doctor know that I have interstitial cystitis?
4. How is interstitial cystitis treated?

#### What is interstitial cystitis?

Interstitial cystitis (IC) is a term used to describe the condition of bladder pain or discomfort, with a frequent and often urgent need to pass urine. Nine in ten people with IC are women. People with interstitial cystitis may have a bladder wall that is inflamed and irritated (red and painful). In severe cases, the bladder wall inflammation can scar and stiffen the bladder so it can't easily expand as urine fills it. Some women get pin point bleeding of the bladder wall when it is stretched or have ulcers or fissures of the bladder lining which may lead to pain and frequency and urgency. Painful Bladder Syndrome (PBS) is another name for the condition when there is no abnormality visible in the bladder. Bladder Pain Syndrome is the name suggested to include both IC and PBS.

People with interstitial cystitis may have many of the following symptoms:

- An urgent need to urinate, both in the daytime and during the night.
- A frequent need to urinate. Women with severe cases of IC may urinate as many as 20 times a day or more.
- Pressure, pain, and tenderness around the bladder, pelvis and perineum (the area between the anus and vagina). This pain and pressure may increase as the bladder fills and decrease as the bladder empties.
- A bladder that won't hold as much urine as it did before.
- Pain during sexual intercourse.

The symptoms of IC vary greatly from person to person and even in the same individual. Treatment depends on the severity of the symptoms. In many women, the symptoms get worse before their menstrual period. Stress may also make the symptoms worse, but it doesn't cause them.

#### What causes interstitial cystitis?

We don't yet know what causes interstitial cystitis. We do know that infections with bacteria or viruses don't cause it. It might be caused by a defect in the lining of the bladder. Normally, the lining protects the bladder wall from the toxic effects of urine. In about 70 percent of people with interstitial cystitis, the protective layer lining the bladder is

"leaky." This may let urine irritate the bladder wall, causing interstitial cystitis.

Other changes seen include an increase of histamine (produced due to the inflammation process), and increased nerve cells in the bladder wall. An autoimmune response (when antibodies are made that act against a part of the body such as rheumatoid arthritis) may also be the cause in some people.

#### How does my doctor know I have interstitial cystitis?

You may have interstitial cystitis if any of the following occur:

- You have to urinate often or urgently.
- You have persistent pelvic or bladder pain.
- A doctor finds bladder wall inflammation, pinpoint bleeding or ulcers during an exam with a special telescope (called a cystoscope) that looks inside your bladder.
- You have a positive potassium sensitivity test.
- Your doctor has ruled out other diseases such as urinary tract infections, vaginal infections, bladder cancer and sexually transmitted diseases that may mimic some of the symptoms of interstitial cystitis.

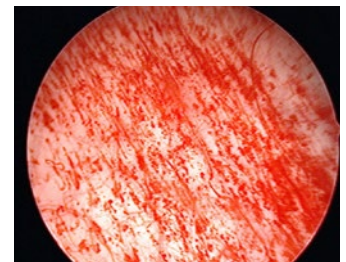
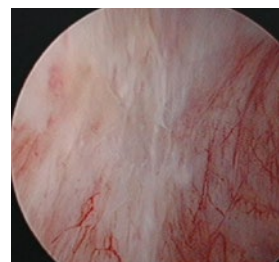
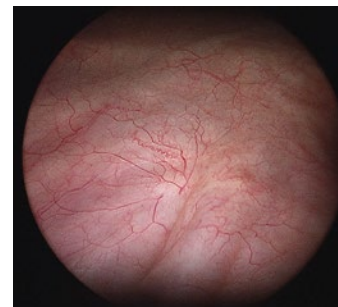
#### How is interstitial cystitis treated?

Because the causes of IC are unknown, current treatments are aimed at relieving symptoms. One or a combination of treatments helps most people for variable periods. As researchers learn more about IC, the list of potential treatments will change, so patients should discuss their options with a doctor.

Most people feel better after trying one or more of the following treatments:

1. **Diet.** You may need to avoid alcohol, spicy, acidic foods, and tobacco.

#### *Normal bladder at cystoscopy*



**Bladder mucosa (lining) of patients with interstitial cystitis**

2. **Bladder distension.** About one third of people feel better after having bladder distension. Under anesthesia, a doctor overfills your bladder with fluid. This stretches the walls of the bladder. Doctors don't know why distension helps. It may interfere with pain signals sent by nerves in the bladder. Some people feel their pain is worse after this procedure.
  3. **Medication.** Your doctor may have you take an oral medicine called pentosan polysulfate. This medicine helps to protect the lining of the bladder wall from the toxic parts of urine. Due to its high cost it may not be available in some countries. About 40% of patients have an improvement in their symptoms when using pentosin sulphate. Another medicine that may help is amitryptiline. It blocks pain and reduces bladder spasms. This medicine can make you sleepy, so it's usually taken at bedtime. Oral antihistamines or H2 antagonists have also helped some patients with their bladder symptoms, these treatments may work better the cause of inflammation is allergy based.
  4. **Bladder instillation.** During a bladder instillation, a catheter (a thin tube) is used to fill your bladder with a liquid medicine. You hold the medicine inside your bladder for a few seconds to 15 minutes. Then the liquid drains out through the catheter. Treatments are given every one to two weeks for six to eight weeks. The treatment can be repeated as needed. The substances used can include:
    - Heparin alone or in combination.
    - Steroids alone or in combination.
    - Local anesthetic with or without sodium bicarbonate.
    - Dimethyl sulfoxide or DMSO, a chemical solvent from wood pulp which has several uses in medicine. It is known to reduce inflammation and block pain in about 3/4 of IC patients. It has the side-effect of leaving patients smelling of garlic that may last up to 72 hours after treatment.
- **Smoking** - Many people with interstitial cystitis find that smoking makes their symptoms worse. Because smoking is also a main cause of bladder cancer, people with interstitial cystitis have another good reason to quit smoking.
  - **Bladder training** - If you have no pain but are bothered by urine frequency or urgency, you may be able to train your bladder to hold more. You can train your bladder by going to the bathroom at scheduled times and using relaxation techniques. After a while, you try to make the time you can wait longer. Please see the leaflet Bladder Training. Your physical therapist can help you with bladder training and relaxation techniques as well.
  - **Physical therapy and biofeedback** - People with interstitial cystitis often have painful spasms of the pelvic floor muscles. These can cause pelvic pain and also make intercourse uncomfortable. Physical therapists can teach exercises to both strengthen and relax your pelvic floor muscles.
  - **TENS** ("transcutaneous electrical nerve stimulation") - You can use a TENS machine to put mild electrical pulses over the bladder. Do this at least two times a day. You might do it for a few minutes, or you might do it for a longer time. Ideally, this is commenced under the supervision of a physical therapist.
  - **Relaxation therapy** - stress reduction, hypnotherapy, and acupuncture can have a beneficial role in some people.

#### Where can I get more information about interstitial cystitis?

The support of family, friends, and other people with interstitial cystitis is very important to help you cope with this problem. People who learn about interstitial cystitis and participate in their own care do better than people who don't.

To find information on local or regional support groups in your area please visit:

[http://www.painful-bladder.org/globalgroups\\_etc.html](http://www.painful-bladder.org/globalgroups_etc.html)

(International Painful Bladder Foundation)

#### Other Treatment Options

Some treatments which are being currently assessed for people who do not respond to the above options include botulinum toxin bladder injection and sacral nerve stimulation. Some people need stronger pain medication such as morphine like drugs or gabapentin. Referral to a multidisciplinary pain clinic may be of benefit in severe cases. An extremely small minority of patients are not helped with regular treatments and require surgery. Many approaches and techniques are used, each of which has its own advantages and complications that should be discussed with a surgeon. Surgery should be considered only if all available treatments have failed and the pain is disabling.

- **Diet** - Alcohol, tomatoes, spices, chocolate, caffeine, citrus drinks, artificial sweeteners, and acidic foods may irritate your bladder. Try eliminating these foods from your diet for a couple of weeks. Then try eating one food at a time to see if it makes your symptoms worse.



The information contained in this brochure is intended to be used for educational purposes only. It is not intended to be used for the diagnosis or treatment of any specific medical condition, which should only be done by a qualified physician or other health care professional.